

# GX



EN

## GENERAL-PURPOSE WAGONS



# KRONE general-purpose wagons

*GX 360, GX 440 and GX 520 – The generalists in their field*



## **KRONE GX – jack of all trades**

A machine for the whole year

Page 4

## **The unloading principle**

A wall with a belt pulled by chains for the gentle transport of all types of goods

Page 6

## **The load area**

Lightweight and robust, variable in height, variable in height on request

Page 12

## **KRONE single-piece frame**

For low dead weight and high payload

Page 12

## **The double-function tailgate**

Smart folding and wide opening for maximum flexibility, even with discharge rollers

Page 24

## **The underride guard**

Hydraulically foldable for maximum comfort and safety

Page 22

## **Operation**

With PreSelect on the PLUS models or maximum convenience on the PRO version thanks to ISOBUS and numerous automatic functions

Page 20

# The jack of all trades




## **KRONE GX: The all-rounder in the KRONE transport fleet hauls all kinds of crop and cargo.**

Farming is about logistics and flexibility is key for the success of your business. As an all-round machine, the KRONE GX general-purpose wagon ticks exactly this box. Whether with a rigid (PLUS) or optional variable body (PRO), in which the side walls can be lowered by 660 mm all round – thanks to its unique concept, it can be used to transport almost all agricultural goods. **The jack of all trades**

NEW





## **New comfort designations for GX models from KRONE**

To make it easier to differentiate between the GX machines, KRONE is introducing new comfort designations. In future, the GX models will be available in the "PLUS" and "PRO" variants, each of which offers different operating options:

### **PLUS**

#### **GX PLUS variant**

With the "PLUS variant", KRONE offers the option of operating the GX without ISOBUS. This is made possible by preselecting the control unit with Pre-Select. The focus here is on functionality – the simply constructed wagons guarantee operational safety under all conditions.

### **PRO**

#### **GX PRO variant**

The "PRO variant" includes the tried and tested concepts which leave nothing to be desired. In addition to maximum operator comfort thanks to ISO-BUS direct operation, numerous other options are available. These include electronic forced steering, hydraulic loading space extension, weighing device, EBS brake system and radio remote control. In addition, the "ExactUnload" function is integrated as standard in all PRO models.

Model	PLUS	PRO
GX 360	x	-
GX 440	x	x
GX 520	-	x

# KRONE GX – one machine for the whole year

Maximum flexibility *for optimum economy*

## Rapeseed

The sealed body transports the smallest seeds without losses.



## Grass

Powerful discharge rollers unload the material in a wide and uniform mat.



## Manure and compost

The optional telescopic loading space extension simplifies loading with the wheeled loader and telehandler.



## Woodchips

The GX unloads any type of agricultural cargo fast and thoroughly.



## Seed bags and pallets

The double-function tailgate and the reversible floor drive make a powerful formula for efficient loading and unloading.



## Whole crop silage

The articulated drawbar lowers the front end for easy filling from the forager.

March

April

May

June

July

August

**Maize silage**

The powerful floor drive empties the GX in no time so more time can be spent on compacting.

**Potatoes**

The floor belt comes into its own in sensible crops like potatoes where it cushions the impact as the tubers drop into the machine.



**AUTUMN**



**Grain**

Unload grain conveniently and controlled through the standard-fit grain outlet, using the optional remote control.



**Grain maize**

Operators appreciate the large inspection window when serving the forager.



**WINTER**

**Snow and straw**

The GX doesn't hibernate but continues earning its keep also in the winter months.



**Beets**

You can lower the extensions for easier loading and reduce the drop heights.

September

October

November

December

January

February

# KRONE GX – The concept


*The headboard and moving floor – form a powerful unit for gentle crop feeds*





### Inside the body

The headboard and the floor belt form an integral unit which is pulled by two chains running underneath the floor, moving the material gently to the rear and unloading it without disrupting the texture of the silage heap. This unique concept unloads the material at a consistent rate. When the headboard finally reaches the rear end, the GX is completely emptied. The material is moving along conical sides with smooth surfaces for minimal friction.



### The front end

The unloading unit is driven by two powerful hydromotors and massive gearboxes with an equally massive shaft that synchronizes the drives. This unique system facilitates variable chain speeds and powerful unloading and loading.



### Underbelly chains

The massive flat-link chains that run under the floor are connected to the floor belt by a clamping strip and to the headboard by tightening springs. The materials used here are wear-resistant for uncompromised reliability and lifespan.



# The generalist in action

The jack of all trades




## Silage

The articulated and hydraulic drawbar plus the silage extensions make the GX the perfect trailer for serving the forage harvester – in silage maize, grass silage and whole crop silage. Typically KRONE, the general-purpose wagon is cleared out in no time so more time can be spent on compacting to make quality feed.



## Combinable crops

The GX general-purpose wagon transports all crops of all seed sizes whether coarse or fine – panicles, legumes and also oil-seeds. Its grain outlet at the rear is a standard feature and allows operators to unload grain in a controlled way at the store.



## Root crops

The GX is also an ideal trailer to haul any conceivable cash crops, especially crops that are sensitive to damage such as potatoes, beet and even vegetables. In the PRO version, the radio remote control enables controlled unloading of the rolling goods from the GX.







As a general-purpose wagon, the GX is equally at home on the road and in the field. The running gear offers great ride comfort, good road stability and light running.



#### **Organic fertilizer**

The GX also hauls solid manure and compost. You can lower the sides to reduce the filling height and improve operator visibility.



#### **Breakbulk cargo**

Use the remote control to operate the floor belt fore and aft when loading Big Bags, pallets or straw bales. The discharge rollers swing up and out of the way, allowing GX to take in any type of cargo for maximum versatility.

# The drawbar

Slim and nimble



## Great ride comfort

The hydraulic drawbar suspension system gives comfy and convenient rides in all types of conditions, absorbing the shock loads instead of transferring them to the tractor. The GX stands for quiet and convenient tracking behind the tractor.




## On target behind the forager

The standard-fit articulated drawbar comes into its own when the combination is following the forager, because it allows the trailer to 'seesaw' towards the tractor, presenting the load space to the forager chute for on-target filling.



## Flexible unloading

The articulated drawbar allows operators to alter the ground clearance hydraulically from the cab, which is a particular boon on the clamp. You can adjust the clearance flexibly and relative to steepness or slope gradient.





KRONE

## The GX drawbar

- **Up to 4 t drawbar load**  
with compact and slimline design
- **Two massive hydraulic cylinders**  
move the drawbar in any position
- **Curved collision protectors**  
protect the tractor tyre in tight turns
- Standard suspension **for convenient rides**  
in fields and on roads

The hydraulic articulated drawbar makes the GX general-purpose wagon a smarter machine. This simple but very functional design eliminates a hydraulic stand for attachment to the tractor. As it can lower the front end, eliminates the headboard hatch and optimizes the filling process by raising the rear end. In extreme conditions, GX offers maximum ground clearance and variable tongue loads.

### Hose holders

All hydraulic and electric lines are neatly stored at the front end.

### Excellent parking

The double holder holds the steering rod and the drive shaft.

### Straightforward stand

The stand folds mechanically, requiring no extra hydraulics on the stand.

# The loading space

Huge payload, *low* dead weight



## Huge capacity

The KRONE GX is available in three versions: GX 360 (36 m<sup>3</sup>), GX 440 (44 m<sup>3</sup>) and GX 520 (52 m<sup>3</sup>). These models offer versatile solutions – from compact to maximum efficiency for large transport tasks. True to the motto: the right vehicle for everyone. The large opening facilitates loading and minimises harvesting losses. The patented single-frame concept and lightweight construction guarantee an impressive payload.



## Lightweight and robust

Specially developed GRP sides are light-weight by design and held by massive stanchions, making a high-stability structure. This and the seals all-round make the GX the suitable trailer for hauling all types of agricultural cargo – from rape seeds to beets. The sloping mudguards ensure no debris collect here only to drop to the ground during road travel.



## Perfect visibility

The headboard has two large acrylic glass windows for inspecting the cargo space, offering a clear view into the machine for corrective steering and optimum filling from the forager.





## Huge cargo space

- **Three models**  
with a loading volume of 36 m<sup>3</sup>, 44 m<sup>3</sup> and 52 m<sup>3</sup>
- **Single-frame concept**  
for a lower dead weight and high payload
- **Lightweight and rugged body**  
of the loading space
- **Transparent front wall**  
for optimum visibility into the loading space
- **Optional telescopic loading space extension**  
for the GX 440 and GX 520 PRO models

The KRONE GX 440 and GX 520 general-purpose wagons impress with their high transport capacity which can be flexibly adapted to the respective requirements. The optionally available telescopic loading space extension is used for this purpose and allows you to vary the loading volume as well as the overload height easily and conveniently.

### Variable height

The overload height of the GX 440 and GX 520 PRO models can be variably adjusted on request, for convenient fillings and good operator visibility. Lowering the sides reduces the drop height by 660 mm – a boon when loading sensitive crops such as root crops.

**Bolted tailgate extension**

Remove the extension to bring down the height when serving a beet lifter, for example.

**Rugged tailgate**

Wide opening for effective loading and unloading.

**Standard grain outlet**

Fast and controlled unloading.

**Hydraulic underride guard**

Flexibility on the clamp and in the grain store



# The rear

A general-purpose solution



## A perfect crop mat

The discharge rollers unload the material in a perfect mat. Measuring 440 mm in diameter and featuring aggressive tines, the two rollers take on huge masses of material and spread it in a uniform mat. This is the first step in a successful compacting and conservation process.



## Clever folding

KRONE GX boasts a very clever tailgate design. The discharge rollers can be attached to the sides or to the tailgate in a matter of seconds. No helper is required to refit the two bolts on either end of the rollers – a clever solution that speeds up changeovers.



## Versatility is key

You can attach the discharge rollers to the tailgate and swing them up and out of the way together with the gate for loading the machine conveniently from the rear. Alternatively, you can also remove the rollers in no time – a pragmatic design that offers maximum versatility.

## The discharge rollers

- **Two optional discharge rollers**  
unload the forage evenly
- **Discharge rollers protected**  
by the main universal shaft
- **A simple mechanism**  
attaches the dosing unit to the tailgate when not in use
- **Convenient changeovers**  
without time-consuming removal

**The double-function tailgate is another clever feature on the KRONE GX. After all, versatility is key for the GX. Layer by layer, the two optional discharge rollers on the KRONE GX 360, GX 440 and GX 520 transport wagons deposit uniform carpets of forage – ideal for the subsequent rolling process. The powerful and effective rollers are designed to handle the high unloading rate of the floor belt. When not in use, they simply swing up and out of the way.**


# The running gear

Robust in the field, *comfortable on the road*



## Effective and safe

The GX offers great ride stability on roads and in sloping fields. KRONE running gears impress with their unique axle joint and the associated quiet running behaviour. Stability is particularly important when working on slopes or clamping. Smoothing out rough rides, the hydraulic system allows the GX to float across the road.



## Quiet running

The two hydraulic cylinders on either side of the running gear share the same hydraulic circuit which distributes the oil and hence the load uniformly across all axles for quiet running, a consistent tongue load and greatest stability.



## Lifting one axle

The leading axle on the hydraulic tridem axles can be raised during an empty haul, which is done with the touch of a button, saving tyre wear and costs.



	GX 360 PLUS	GX 440 PLUS	GX 440 PRO	GX 520 PRO
Composite running gear	Standard	-	-	-
Hydraulic running gear	Option	Standard	Standard	Standard



## The running gear

- **Running gear variants**  
with composite or hydraulic running gear, depending on the model
- **KRONE tandem chassis**  
with 18 or 20 tonne axle load
- **KRONE tridem chassis**  
with lift axle and a 27/30 t axle load
- **Optional hydro-pneumatic suspension**  
for smooth rides on uneven terrain
- **Reliable brakes courtesy of accumulated brake cylinders**  
that are sourced from the commercial vehicle sector

Our hydraulic axle assemblies were specifically developed for our wagons and trailers. As such they offer exceptional road stability and best rides in extreme situations – which are essential and nearly indispensable qualities in today's haulage business. Thanks to a unique axle configuration, the GX offers great stability and quiet running.

## The tyres

- 800/45 R 26.5 TL 174 D
- 800/45 R 26.5 TL 174 D Trac
- 710/50 R 30.5 TL 173 D universal profile
- 800/45 R 30.5 TL 176 D Trac

### Up to 30.5" wheels

Tyres are offered with a range of different treads and carcasses to provide the perfect outfit for every situation. There are 30.5" wheels for the GX 440 tandem axle version or for the GX 520 with the tridem axle version. For an increased footprint and reduced rolling resistance,

# The brake

Safe on the road *under all conditions*



## The brake

All GX models are equipped with a dual-line compressed air brake system as standard. The hydraulic ALB valve controls the braking power relative to the current load. Spring accumulated braking cylinders ensure the machine is parked up safely in any terrain.



## Enhanced reliability

EBS is the optional electronic brake system, which comprises ALB, ABS and RSS functions. The roll stability system applies the brakes when it detects a risk of rollover, ensuring greatest stability when taking tight turns at speed. Combined, all these functions lead to an enhanced reliability.



## Ground clearance

As a general-purpose wagon, the GX is designed to also operate in extreme conditions. Therefore the braking unit sits on top of the axle where it is protected from dirt for reliable operation and maximum ground clearance.



Stability in the field and on the road  
Ever bigger and faster tractors, ever higher trailer capacities and payloads call for a thorough rethink on road and field safety. Therefore KRONE offers the electronic braking system as an option. Sourced from the industrial sector, the system has proven exceptionally well for many years. In addition, intelligent steered axles help protect the ground and provide added safety.

# The steering

Tracking behind the tractor *for precision manoeuvres*



## Intelligent caster-steer axle

The self-steering system is standard equipment on the GX 360 and GX 440 models with tandem unit. The steering system can be locked using locking cylinders during shunting, clamping and when driving on the road. This steering system is simple yet convenient thanks to the automatic steering axle lock which is activated at a preset speed or when reversing.



## Hydraulic forced steering

The steering system on tandem and tridem axle models is attached to the tractor via a standardised ball head, a steering rod and a hydraulic master cylinder which controls the oil flow to and from the steering cylinder.



## Electronic forced steering on PRO models

The speciality of this steering system is a processor which receives data from a steering angle sensor and connecting rod. The integral hydraulic system supplies the steering cylinder with oil, making GX a very nimble machine. As forward speed increases, operator interference decreases for added road safety. Yet in field mode, the operators can interfere in the steering, which is important on the slope or clamp or when shunting, for example.

# Operation

The focus is on the operator – *clear, user-friendly and intuitive*




## Preselection operation with KRONE PreSelect

The hydraulic functions of the GX 360 and 440 PLUS models are preselected as standard via PreSelect Digital on the ISOBUS terminal and then operated using the tractor-side control units. To increase comfort, the function preselection can also be programmed on the tractor's control lever. Alternatively, the PreSelect DS 50 provides a separate preselection operation unit which can be used to preselect the hydraulic functions.



## ISOBUS Operation

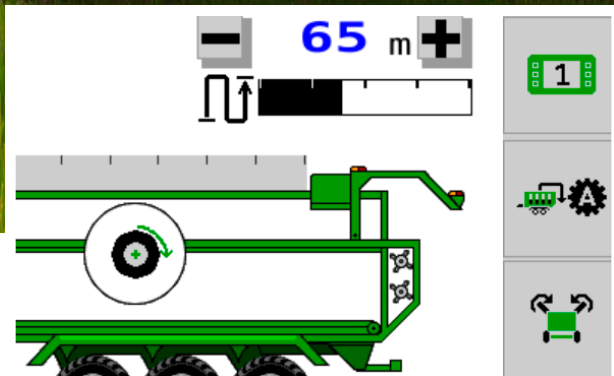
The standard ISOBUS operation of the GX PRO models enables convenient and clear control of the transport wagon. Its clear user interface offers intuitive operation and displays machine data and setup information. You can select your preferred view from configurable buttons. As it is our claim is to provide operators with an uncluttered and self-explanatory user interface and operator environment, the GX can be operated either from your tractor terminal or from an additional ISOBUS terminal – The CCI terminal family is particularly suitable for this, with which the machine and an optional rear-view camera can be displayed simultaneously via an 8 or 12-inch terminal.



## The remote control


The radio remote control on the GX 440 and 520 PRO models enables convenient loading and unloading from outside the cabin. It allows the tailgate to be opened and closed and the transport unit to be moved at different speeds. This means you always have the best overview and can work as efficiently as possible on your own.





### KRONE ExactUnload

A world first – unique unloading control by length of the pit. With ExactUnload, GX unloads its cargo automatically at rates that match the length of the pit. The operator sets the unloading rate infinitely variably for a course between 10 m and 100 m. ExactUnload controls the unloading rate actively to match the current forward speed of the tractor, helping you deliver the crop in accurate and reproduceable heaps. Laying out a nice blanket, the GX is particularly good at filling silage pits and controlled unloading routines in the field. ExactUnload is available as an option for the PLUS models and is integrated as standard for the PRO models.

 For further information please see our brochure on digital features.




 *Special Feature*

**KRONE ExactUnload**

# Safety

Day and night – *on the road and in the field*



## External lights

Up to eight extra sidelights are available for the KRONE GX model as an option, illuminating the axle and the vicinity of the machine for safer and easier shunting and travel alongside the forager at night as well as for added safety on the clamp.



## Underride guard

A hydraulic underride guard brings added safety on public roads. When folded it up, it makes shunting alongside chasers and harvesters much easier and also prevents crops from collecting when being unloaded.

It folds automatically into road position as soon as the forward speed reaches 15 km/h.



## Cameras are an option

The GX models are available with optional cameras, one feeding images from the interior of the machine and one serving as the reverse camera. The monitor has a switchable colour display screen that takes the hard work out of harvesting and makes it safer too.

## Inherently safe

- **LED working lights**  
for safe operation in the field and on the road
- **Excellent all-round view**  
at night
- **Standard position lamps**  
for high visibility at night.
- **For greater safety**  
Can be extended with reflective contour marking
- **Hydraulic underride guard**  
is a standard feature

**Up to eight LED working lights, sidelights that are visible from far away, reflective strips and an optional camera with display screen are very useful additions that make work at night easier and safer. Together with the underride guard, this equipment provides a maximum of work and road safety.**

**Visible from afar**

LED rear lights complete with indicator lights, reverse and brake lights plus additional LED lights at the top warn motorists ahead of a turn.

**Mark out the contours**

Sidelights indicate the full size of the machine.



# Other equipment

Small features - *big effect*



## SmartConnect

The GX can be optionally equipped with the KRONE SmartConnect telemetry unit which forms the basis for modern data management with GPS and WLAN functions. This interface makes it easy to track the current location of the transport wagon and automatically records all important data which can be quickly transmitted to the office. On the PRO models, the SmartConnect unit can be installed either as a KSC 500 or as a KSC Solar. The PLUS models can be equipped with the KSC Solar.



## Internal lights

Optional LED light bars can be installed inside the load space for optimized visibility. Indirect lights make filling the machine from a harvester more pleasant. They can be operated together with the tractor lights.



## The electronic weighing system

The measurements of the optional electronic weighing device, which is available only on the PRO models, are taken via gauging pins on the drawbar and on the tandem or tridem unit with hydraulic compensation. The weight of the load is equivalent to the accumulated drawbar tongue load and axle load. The weight is recorded and evaluated by job and displayed on the display screen.







### Reading the current load

The pressure gauges show the current payload by indicating the pressure inside the hydraulic cylinders on the articulated drawbar and in the running gear.



Nothing is lost  
Crop covers are an option for the KRONE general-purpose wagons. They secure the crop in swift road transport. The covers open and close hydraulically.

*These options are certainly worth the investment.*






## Technical data

		GX 360 PLUS	GX 440 PLUS	GX 440 PRO	GX 520 PRO
<b>Capacity</b>		36 m <sup>3</sup>	44 m <sup>3</sup>	44 m <sup>3</sup>	52 m <sup>3</sup>
<b>Dimensions</b>	Overall length	8,750 mm	10,250 mm	10,250 mm	11,800 mm
	Total width	2,900 – 2,960 mm	2,900 – 2,960 mm	2,900 – 2,960 mm	2,900 – 2,960 mm
	Total height	3,890 – 3,950 mm	3,890 – 3,950 mm	3,890 – 3,950 mm	3,890 – 3,950 mm
<b>Drawbar tongue load</b>		4 t	4 t	4 t	4 t
<b>Axle load</b>	Tandem axle	18 t / 20 t	20 t	20 t	-
	Tridem axle	-	27 t	27 t	30 t
<b>The tandem axle</b>		Standard	Standard	Standard	-
	Caster-steer axle	Standard	Standard	-	-
	intel. caster-steer axle	-	-	Standard	-
	mechanical forced steering	Option	Option	Option	-
	electronic forced steering	-	-	Option	-
<b>Tridem axle</b>		-	Option	Option	Standard
	mechanical forced steering	-	Standard	Standard	Standard
	electronic forced steering	-	-	Option	Option
<b>Tyres</b>	800/45 R 26.5 TL 174 D	Standard	Standard	Standard	Standard
	800/45 R 26.5 TL 174 D Trac	Option	Option	Option	Option
	710/50 R 30.5 TL 173 D universal profile	Option	Option*	Option*	Option
	800/45 R 30.5 TL 176 D Trac	Option	Option*	Option*	Option
<b>No. of discharge rollers (option)</b>		2	2	2	2
<b>Hydraulic couplers</b>		1x double-acting, 1x single-acting + free return**	1x double-acting, 1x single-acting + free return*	Load Sensing	Load Sensing
<b>Pto rpm</b>		1,000	1,000	1,000	1,000
<b>Floor speed m/min</b>		7.5 or 15 in rapid traverse	7.5 or 15 in rapid traverse	7.5 or 15 in rapid traverse	7.5 or 15 in rapid traverse
<b>Min. tractor power</b>		approx. 88/120 kW/hp	approx. 88/120 kW/hp	approx. 88/120 kW/hp	approx. 110/150 kW/hp

\*not available for 27t tridem axles

\*\*\*Depending on option additionally: 1x single-acting (steering axle/lift axle) and 1x double-acting (loading space cover)



**Maschinenfabrik Bernard KRONE GmbH & Co. KG**  
Heinrich-Krone-Straße 10  
D-48480 Spelle  
Phone: +49 (0) 5977 935-0  
info.ldm@krone.de | www.krone-agriculture.com

Your KRONE dealer