



EasyCut F

Disc mowers





EasyCut F

Rugged and easy use, tried and tested around the world.

- Quick-change blades
- **SafeCut:** Individually protected discs
- **SmartCut:** Stripeless cuts from optimum blade overlaps



- Available conditioner versions: CV version with V steel tines or CR version with polyurethane rollers or M-Rolls
- Compact M models
- Models with powered top hats



The EasyCut F model range	4
The cutterbar	6
The quick-change blade system	10
The SafeCut cutterbar protection system	12
Front mowers with PUSH-type headstock EasyCut F 320 M · F 360 M · F 320	14
Front mowers with PULL-type headstock EasyCut F 320 M · F 360 M · F 320	16
Front mowers EasyCut F 280 M · F 320 M · F 360 M EasyCut F 280 · F 320	18
Front mowers with tine and roller conditioner EasyCut F 320 CV · F 320 CR EasyCut F 360 CV · F 360 CR	28
Front mower with tine conditioner EasyCut F 400 CV Fold	38
KRONE Fresh Mass Express	42
Protecting wildlife	44
Technical Data	46



The EasyCut F model range

Front mowers

- 2.71 m-4.04 m work widths
- Push-type or Pull-type cutterbar
- Available with or without conditioner
- Compact M models
- Models with powered top hats

The EasyCut F model range is a line-up of innovative front mowers with or without tine or roller conditioner and work widths of 2.71 m to 4.04 m. At the same time, the range comprises particularly compact and light-weight front mowers for mountain fields and applications. Top hats are available for some models. These form narrow swaths that the tractor can straddle.

	F 280 M	F 320 M*	F 360 M*	F 280	F 320*	F 320 CV	F 320 CR	F 360 CV	F 360 CR	F 400 CV Fold
SmartCut cutterbar	✓	✓	✓	-	-	✓	✓	✓	✓	✓
PUSH design	✓	✓	✓	✓	✓	✓	✓	✓	-	✓
PULL design	-	Optional	Optional	-	Optional	Optional	Optional	Optional	✓	-
CV tine conditioner	-	-	-	-	-	✓	-	✓	-	✓
CR conditioner (polyurethane rollers)	-	-	-	-	-	-	✓	-	✓	-
M-Rolls conditioner	-	-	-	-	-	-	✓	-	✓	-
Top hats	-	-	-	✓	✓	-	-	-	-	-

*Generation 3



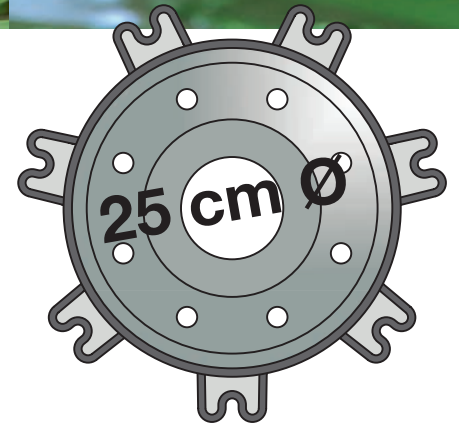
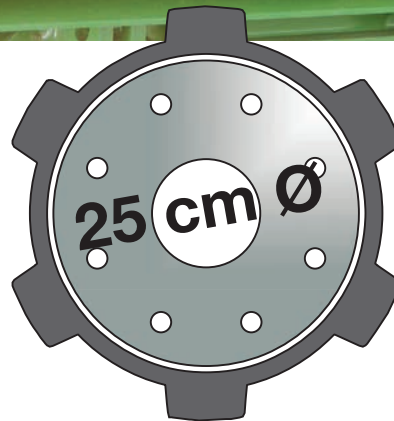
EasyCut F 280 · F 320

These front mowers offer work widths of 2.71 m to 3.16 m and have powered top hats that form narrow swaths so the tractor can straddle them. The focus is on quality forage.



EasyCut F 280 M · F 320 M · F 360 M

The EasyCut M front mowers are our lightweight machines designed for operation on steep slopes and for spreading material across the work width. Mounted close to the tractor without A-frame and benefitting from a low centre of gravity, the machines give perfect contouring.



EasyCut F with conditioner


The front mowers with conditioner are able to swath the material or spread it across the work width. These models are designed for contractors and professional farmers and make a great combination with three-point-mounted rear mowers or butterfly mowers.



The KRONE cutterbar

- Fully welded:
Robust, sealed and permanently lubricated
- The durable satellite drives have massive spur gears for quiet running and superior efficiency
- No inner shoe for trouble-free cutting

The enclosed and fully welded cutterbar meets the highest quality standards and operates dependably and leak-free over many years of hard work. Massive and oil-immersed spur gears impress by very quiet and reliable running in sustained peak-load operation.

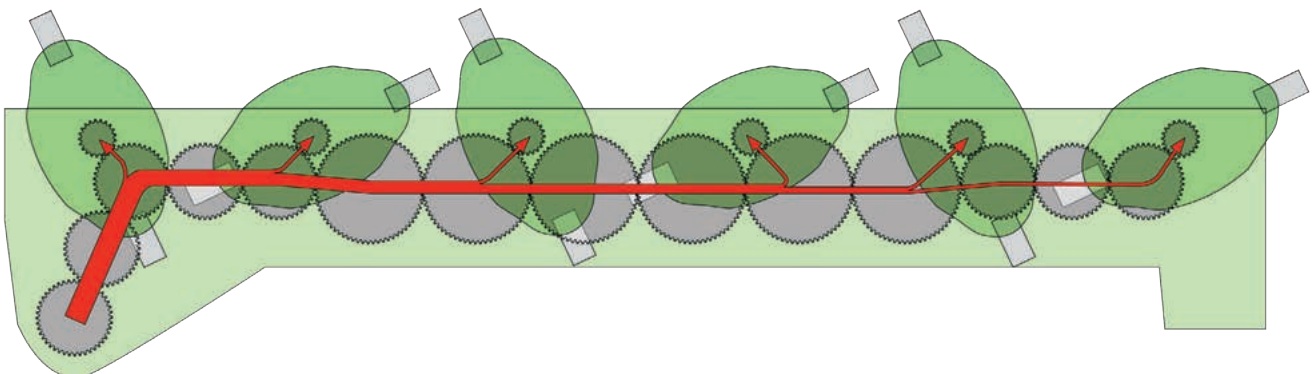


No inner shoe

The cutterbar is driven by the right-angle gearbox just behind the inner top hat – for blockage-free operation on headlands and in awkward patches.

The original

The KRONE developed satellite driveline comprises massive spur gears with up to 66 teeth which transfer the power all the way down to the very last disc. The large-diameter gears rotate at reduced speeds, with a higher number of teeth meshing with the neighbouring gearwheels for even quieter running, ultimate efficiency and maximum longevity. The auxiliary gears drive one disc each and as a result are exposed to only minimum loading.





Leak-proof and robust

Using welding robots and CNC technology, KRONE manufactures its cutterbars to the highest quality standards, ensuring they are fully welded and permanently lubricated. After all, the cutterbar is the heart of every disc mower.

Permanently lubricated

The completely welded cutterbar is maintenance free and won't leak nor lose shape even in so many years of work. We give it special cleanings throughout the manufacturing process so we can implement permanent lubrication and eliminate the need for oil changes.





KRONE **SmartCut** for a **perfect spread**

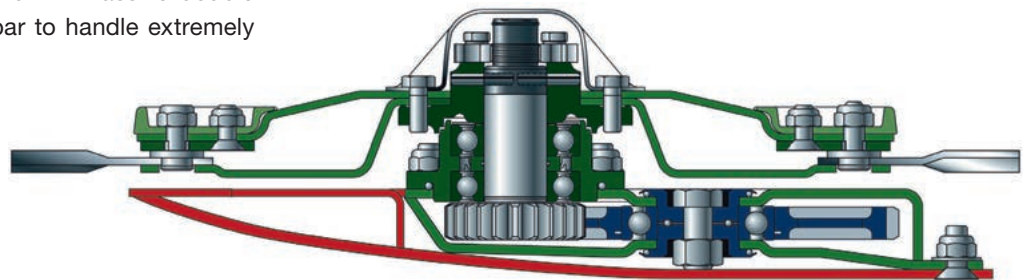
Making clean cuts and spreading or swathing to needs

- The wedge-shaped cutterbar guarantees clean cuts
- Heavy-duty spur gears run in widely-spaced double bearings
- Swathing or spreading depending on needs

The wedge-shaped cutterbar offers great flexibility to adjust through a large range of settings and leave a short stubble in meadows and pastures as well as long stubble in long-stemmed field crops. An EasyCut mower delivers a reliable performance and clean cut.

Heavy-duty and flexible

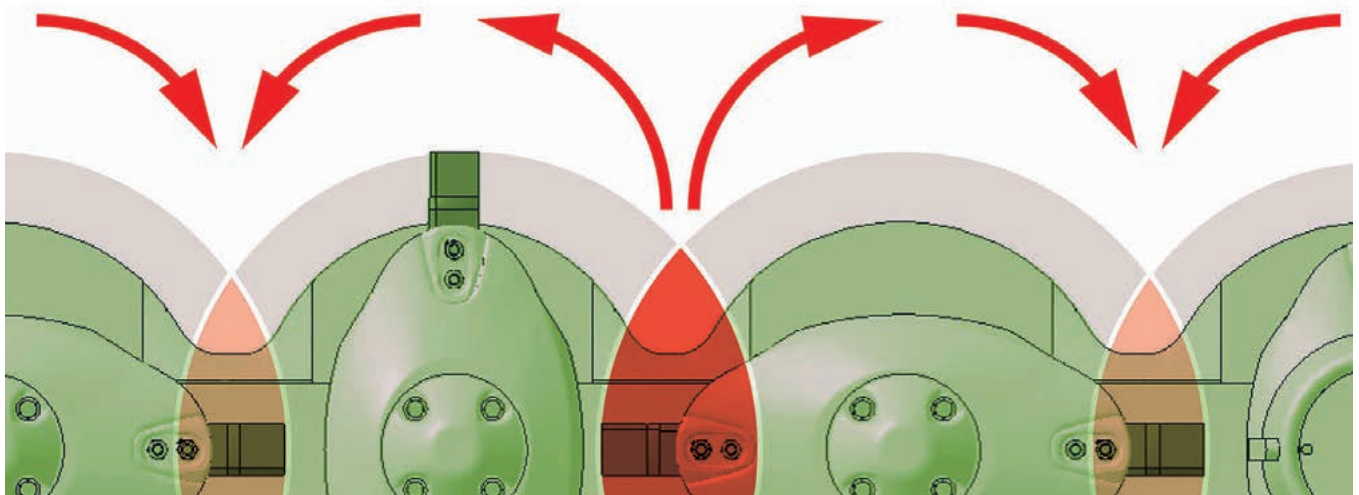
The wedge-shaped cutterbar offers many height setting options. The spur gears run in massive double bearings, allowing the cutterbar to handle extremely high loads.



SmartCut for stripe-free cuts

With some discs turning in pairs towards each other and others turning away from each other, it was necessary to redesign the degree of blade overlap to ensure cleanest cuts. For stripeless cuts in light and young crops, we have therefore increased

blade overlaps on the discs turning outwards (SmartCut). In addition, the blades turning to the rear are set further apart to encourage a smooth flow of large volumes of crop.



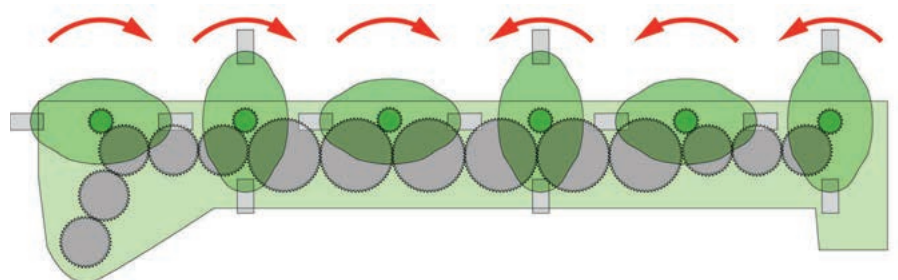


Convenient

The spur gears are arranged in a forward position and eccentrically inside the gearbox right under the discs. The small auxiliary spur gears are removed from above, the massive main gears gearbox from the side.

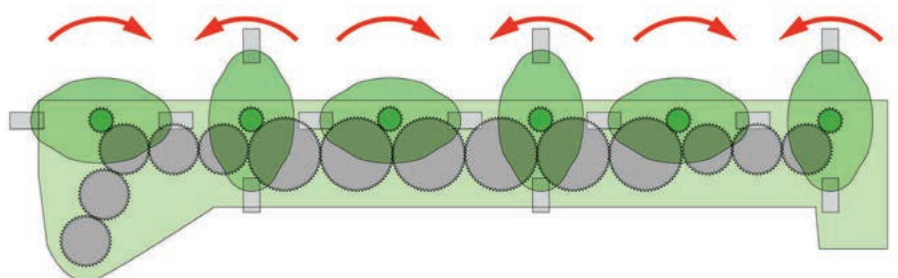
Swathing

Spinning inwards, the discs feed the material to the middle of the machine to avoid tractor wheels running over the cut crops. With discs spinning in the A sense of rotation, EasyCut F 280 and F 320 form one swath.



No swathing

With discs spinning in the B sense of rotation, EasyCut spreads the material across the full cutting width. All discs turn in pairs, spreading the material across the working width for faster and more uniform wilting.





The KRONE quick-change blade system

- Quick-change blades allow operators to swap blades in the field quickly
- Modular disc design
- Minimum blade wear:
360° blade action
- Excellent cuts from KRONE **SmartCut**:
Optimum blade overlap

There are many reasons for choosing an EasyCut disc mower. Just think of the quick-change blades, the inexpensive wear parts and the perfect disc arrangement for stripeless cuts.



Changing blades in an instant

Quick-change blades are a must for many farmers and contractors. These blades are quick and easy to reverse or replace in situ.

Hovering over the sward

Made from hardened steel, the extra wide skids reduce the ground pressure and hence offer effective protection of both the cutterbar and the sward. The skids are bolted to the cutterbar so they are easy to replace.



Making higher cuts

High-cut skids are the solution for those who want 80 mm and longer stubble. Depending on how you bolt the skids to the cutterbar, you can increase the cutting height by 30 mm or 50 mm, which is ideal in forage and whole crop silage.



Added protection

We welded curved stops between the individual skids that protect the cutterbar from damage and also contoured the underside of the stops in such a way that no material can build up here and instead flows smoothly to the rear.






Minimum wear

The blades are free to spin 360-deg. on their pins. They are hard-wearing and self-cleaning, well protected and will not foul with the blades on the neighbouring discs.



Clean cuts

Blades of 112 mm length orbit with a generous overlap, producing the typically clean cuts and feeding the material to the rear in a consistent flow.



Cost saver

Worn blade fixing pins and wear parts are not an issue for KRONE Easy-Cut, because the modular design of the discs allows you to replace them individually. If you like, you can opt for bolts instead of pins.



The KRONE **SafeCut** system

- Full driveline protection for added reliability
- Neighbouring discs will not collide
- Wear-free
- Quick-change roll pins for minimum downtime and costs.


Colliding discs may cause damage and involve costly repairs. KRONE SafeCut offers a maximum of protection and peace of mind. The award winning system on all EasyCut models offers a unique level of protection and operator comfort.

SafeCut is a base specification feature on all EasyCut F models.



Two-fold protection

Orbiting within the sphere of the mower bed and never protruding beyond the skids, the EasyCut discs benefit from two-fold protection. Additional protection comes from the standard SafeCut system.



An ideal system

There is no load on the roll pins during operation. The bearing is tensioned by a nut and two clamping screws. As a result, the roll pins do not suffer from material fatigue and even after many hours of operation they will break only at their inbuilt load level.




Simply ingenious

Each disc on the mower has its own individual impact protection. When the blade hits an obstacle the shockload is transferred to a roll pin which breaks. As a result, the disc automatically threads 15 mm up on the drive shaft.



Effective and safe

If the system is suddenly overloaded, the impact is not directed to the spur gears in the driveline, instead a roll pin in the sprocket drive shaft shears off. The pinion shaft continues spinning, jacking up the disc in question, moving it out of the risk zone and the orbit of the neighbouring discs. As a result, SafeCut prevents damage to the spur gears and the neighbouring discs. The roll pins can be replaced in just a few minutes and cost next to nothing.





EasyCut F 320 M · F 360 M · F 320

PUSH headstocks for push-type front mowers

- Close attachment to the tractor and compact on the road
- Adjustable ground pressure
- Perfect contouring, three-dimensional pivoting
- **SmartCut** and **SafeCut** cutterbars

Attaching to the link arms without A-frame, the EasyCut PUSH models are light-weight and compact and have stretched curtains. All EasyCut cutterbars are permanently lubricated and feature SmartCut and SafeCut.



Closer to tractor

The PUSH headstock on the push-type EasyCut F320/360 M and F 320 front mowers is compact by design and offers a reduced weight and length reducing the weight on the front linkage.



A clean cutterbar

The sloping deck and the stretched curtains prevent ingress of debris and the cutterbar stays clean.



Compact on the road

Although offering a 3.16 m cutting width, the EasyCut F 320 M and F 320 fold into a very compact transport unit. The ends of the curtain guard fold back to bring the transport width down to 3.00 m. A hydraulic fold mechanism is an option.



Adjustable ground pressure

Adjustable springs optimize the ground pressure for best contouring and sward protection.



Contouring in direction of travel

The flexible and telescoping top link (option) allows the mower to follow any contour and produce a perfect cut.



Contouring across the direction of travel

Elongated holes for the two coupling pins allow the machine to pivot laterally and follow every contour even in the most difficult terrain, providing best protection to the hardware and the sward.



EasyCut F 320 M · F 360 M · F 320

Pulled front mowers with a **PULL** headstock

- For standard-fit hydraulic suspension
- Convenient ground pressure adjustment from the cab
- Perfect contouring from generous up- and rearward travel
- Front guards open wide for convenient servicing

KRONE front mowers with PULL headstocks are the perfect machines to cut extremely undulating terrain. Whether cutting flat or hilly land, they stand out for their enormous agility and generous up- and rearward travel.



Compact design

The pulled EasyCut F 320/360 M and F 320 front mowers attach quickly and easily and without A-frame to the tractor linkage. A single-acting ram that is integrated in the headstock and lifts the mower clear of the ground for smooth headstock turns.

Large suspension travel

The mower is suspended in its centre of gravity, a design that increases the machine's up/down travel by up to 18° and guarantees the sward is not damaged in undulating terrain. When hitting an object, the mower breaks back and to the rear without altering its cutting height.



Convenient set-up

The current ground pressure is shown on the pressure gauge and can be altered hydraulically from the tractor seat for on-the-move adjustment to varying conditions. A lockable tap allows operators to carry out up/down and lock/release functions.



Protected from contamination

The sloping deck collects less material and the curtains stay cleaner. Canvas curtains won't rust, save weight, protect the cutterbar and enhance the mower's ability to follow the ground contours.

Plenty of room

The front curtain opens up wide for convenient servicing and blade replacement. An integral drawer stores the spare blades right on the machine.



In best shape

The EasyCut F 320 PUSH and PULL models have two massive and powered top hats that produce a uniform swath for the tractor to straddle it. By comparison, the F 320 M / F 360 M PUSH and PULL spread the material across the full work width for more uniform wilting and reduced machine weight.

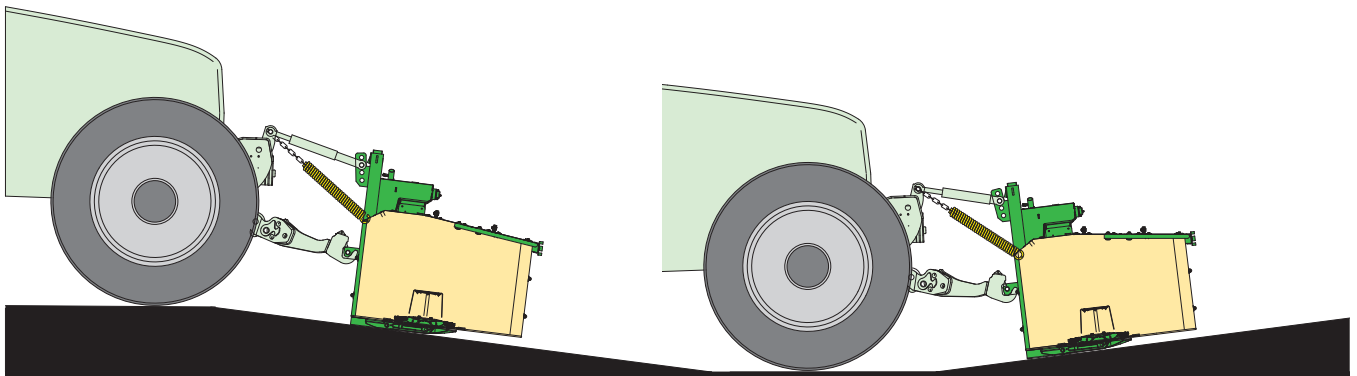


EasyCut F 280 M · F 320 M · F 360 M

The summiteers

- Ideally suited for compact tractors and mountain regions
- Lightweight machines reduce the load on the front axle
- Compact design for good handling
- Centre-of-gravity suspension and pivoting headstock

The front-mounted 2.73 m EasyCut F 280 M, the 3.16 m F 320 M, and the 3.60 m F 360 M disc mowers are the ideal mowers for mountain fields, boasting a compact design, a centre of gravity close to the tractor, a perfect cut on steep slopes and good attachment options for light-weight and compact mountain tractors.



Contouring perfectly

Following every contour, the pushing suspension design provides generous vertical travel and combines with long skids and a telescoping top link to provide optimum ground hugging in any direction. The extremely small gap between the tractor wheels and the mower reduces the pivoting range, increases drive shaft longevity and enhances visibility.



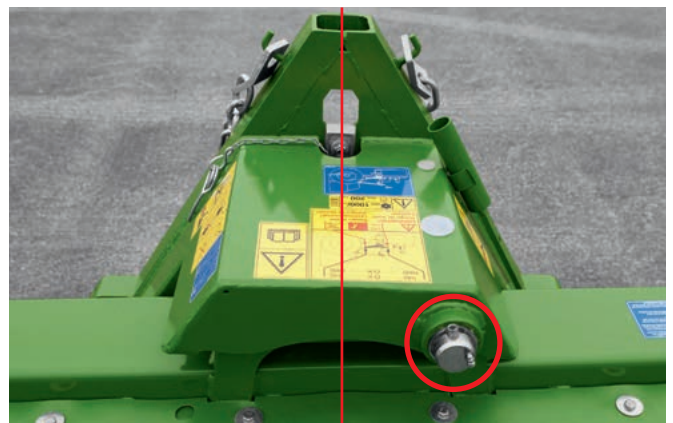
Suspension for the PUSH version

Adjusting the ground pressure is easy by setting pins and adjusting the chains that alter the spring tension. A telescoping top link is an option for even better contouring in undulating terrain.



Large suspension travel

30 cm vertical travel on either end of the machine allows EasyCut F 280, F 320 M and F 360 M to give clean cuts in undulating terrain while protecting the sward.



Centre-of-gravity suspension

The front mowers EasyCut F 280 M, F 320 M and F 360 M are not suspended in their mid-point but in their centre of gravity – a design that distributes the pressure uniformly across the entire work width and leads to cleanest cuts.



EasyCut F 280 M · F 320 M · F 360 M

Lightweight on a heavy-duty mission

- Robust headstock and vertical travel
- Plenty of clear space for an unobstructed crop flow
- Pto-shaft driveline for frictional connections
- No spools required
- Two optional swathing drums for work on slopes

Light in weight (500 kg +), the EasyCut M front mowers perform effectively in any type of terrain. No spools required. Attachment and removal is quick and easy. The cutterbar is suspended right behind the outer hats – an ideal design that ensures a uniform crop flow.



Superior speed stability

Drive power flows through a frictional driveline of pto shafts and gears, a system that warrants an efficient transfer of power from the tractor down to the cutterbar discs – even in difficult conditions.

Central swathing

The discs and top hats spinning towards the middle (A sense of rotation) feed the crop in a consistent flow to the middle forming a central swath which offers the best setting for further processing.



The ideal spec for slopes

Two optional swathing drums of medium height help ensure a uniform crop flow when working on steep slopes and even across the slope.





Teaming up with rear mowers

The versatile front mowers are the perfect choice for work on slopes and make great combinations with rear mowers.

Compact on the road

The guard ends on EasyCut F 280 M and F 320 M front fold back to bring the transport width down to 3.00 m. They can also fold hydraulically as an option. EasyCut 360 M has transport width of 3.45 m.






EasyCut F 280 · F 320

Powered top hats

- Powered top hats present the swath between the tractor wheels
- Uniform swath presentation
- Continuous crop flow

The KRONE EasyCut F 280 and F 320 stand out for their massive top hats which mount behind the discs on either end of the cutterbar. Driven from within the cutterbar, they provide a consistent flow of crop to the centre of the machine so that the tractor wheels will not run on the fluffy swath and the harvester will pick up the material without losses.

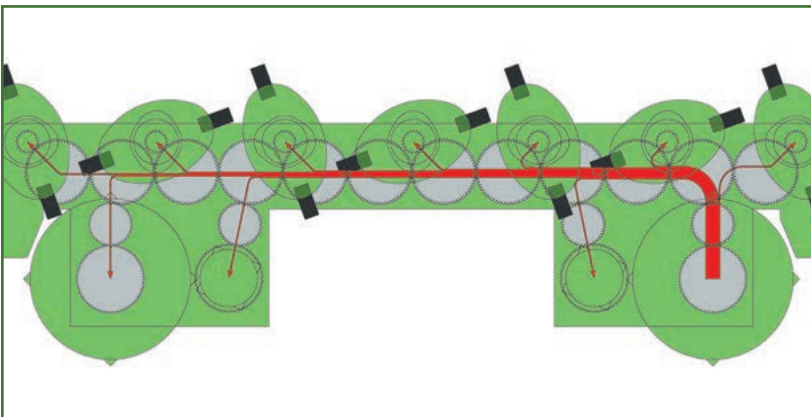


Active top hats

All discs on EasyCut F 280 and F 320 spin inwards, feeding the material to the middle and forming the swath. The powered top hats feed the crop flow to the rear for a perfect swath – even on slopes.


Perfect cuts, smooth running

The use of massive spur gears in the main gearbox translates into smooth running and great efficiency. The smaller auxiliary spur gears drive only one disc each. The gears that drive the top hats are powered by the spur gears in the main gearbox.



Smooth operation

The drive power flows down a power belt that is tensioned automatically and enters the mower through a right-angle gearbox and the top hat. The overrunning clutch is integrated in the drive shaft as a standard.






Narrow swathing

The EasyCut F 320 with low top hats can have the existing hats topped by extensions. The bolted extensions reduce the swath by approx. 40 cm so narrow tractors can straddle it.

Spreading the material across the work width

EasyCut F 320 has high and low top hats distributing the material across the work width – forming an ideal combination with rear mowers that spread the material across the work width.






EasyCut F 280 · F 320

The pushed design

- A compact combination
- Generous pivoting range
- Optional telescoping top link
- No hydraulics

The front-mounted KRONE mowers stand out for easy handling, a straightforward design and superior functionality. The pushed version is compact in size and low in weight. Suspended by a pivoting headstock in its centre of gravity and close to the tractor's front wheels, the unit benefits from very little travel for perfect cuts, uncontaminated forage and fast re-growth.



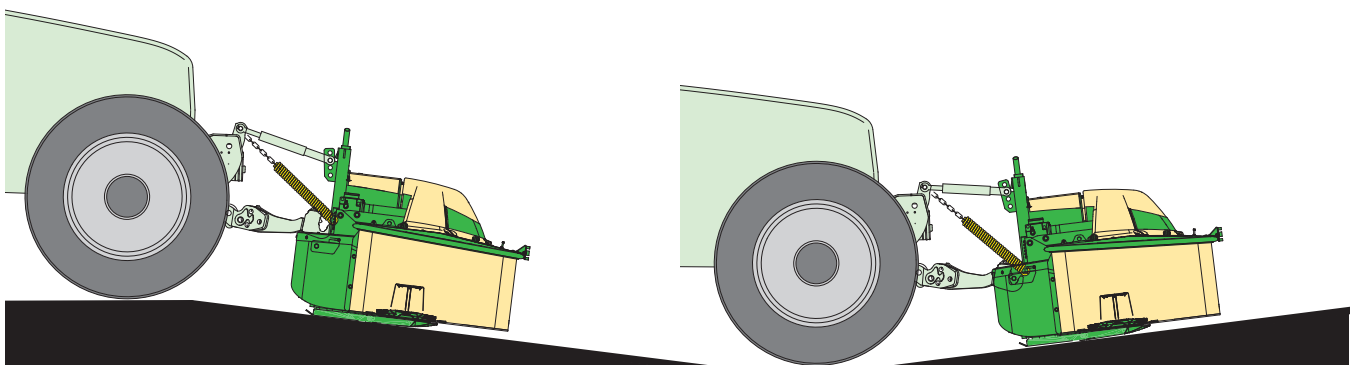
Adjustable ground pressure

The ground pressure is controlled by refitting the chains and the pins that hold the coil springs in place. After all, an optimum ground pressure is fundamental for consistent cuts and high work rates. Chains on the inside of the coils protect these from overexpanding.

Adapting all the time

The EasyCut F 280 and F 320 follow any ground contour axially and transversely. Their push-type configuration gives them an immense pivoting range and plenty of clear space all round, which is ideal in extremely undulating terrain.

Compact by design and offering an excellent visibility, they offer great operator comfort in the field and in road transport. Mounted close to the tractor, they minimise link arm travel and reduce wear on the drive shaft





Greater agility

The flexible and telescoping top link (option) allows the mower to follow any contour and maintain a uniform cutting height.

Gentle on the sward

The large contact area gives best contouring and height control even in difficult terrain. The low ground pressure makes floating even easier to avoid any scuffing.






EasyCut F 280 · F 320

The pushed design



A good follower

Pivoting through a large 40 cm range, these disc mowers follow any ground contour, produce clean forage and leave a healthy sward.



Convenient and automatic

Integral coil springs suspend the mower horizontally when lifted out of work. The hydraulic damper absorbs lateral vibrations and enhances operator comfort.



Great protection

The front and side curtains have rubber bumper strips that protect them from damage and retain the value of the mower.



Centre-of-gravity suspension

Cutting at a uniform ground pressure across the full work width, the EasyCut F 280 and EasyCut F 320 mowers suffer less wear, operate smoothly and leave perfect cuts.



Fold-up guards

The guard ends on the KRONE EasyCut F 280 and EasyCut F 320 front-mounted disc mowers fold back to bring the machine's transport width down to 3.00 m. The hydraulic guard ends are options and require a double acting spool.



Safe road travel

Lights and warning panels are an option on EasyCut F 280 and F 320. The two front mowers are supplied with standardized brackets that are suitable third-party lights as well.





The KRONE conditioner with V-type steel tines

The tine conditioner models

- Easy and quick operation
- Optional deflectors spread the material across the full width
- Infinitely variable swath widths
- Mechanical gearbox, variable conditioning intensity

The KRONE CV rotor with V-shaped and grippy steel tines spreads the crop at the full working width. Its massive 64 cm diameter and the helical arrangement of the tines warrant a continuous crop flow, high throughputs and superior conditioning.



Firm grip on the crop

The v-tines are made from hardened steel and mount at a steep angle, treating the forage intensively and powerfully. The tines pivot to the rear when hitting a foreign object whereas forward pivoting is restricted to increase the service life of the pins.




Swathing or not swathing

The machine offers both. Set the swathing width by adjusting the swath boards. Optional deflector plates ensure a consistent and uniform distribution of the crop across the full work width.



600 or 900rpm

The CV conditioner has 'two-in-one' pulleys that offer two speeds. Using the quick-change blade tool, you can easily slacken and replace the belt.



Stepless baffle plate adjustment

This lever in the multi-step gate varies the gap between the tines and the baffle plate. As you reduce the gap you increase the intensity of conditioning.





The KRONE roller conditioners

The CR roller conditioner models (polyurethane rollers or M-Rolls)

- Consistent crop flow by 25 cm diameter rollers
- High throughput from powered crop processor rollers
- Top quality from profiled rollers – thanks to their meshing effect
- Choice of roller conditioners – polyurethane rollers or steel M-Rolls

Leafy crops like Lucerne or clovers require a different type of conditioning than crops that are predominantly grass. The CR roller conditioners give particularly gentle treatment, leaving intact the delicate leaves which are so rich in protein and safeguarding the value of the feed. Spreading the crop will speed up wilting.

Spring suspension

The top roller suspends from a spring which ensures a continuous flow in inconsistent growth and allows foreign objects to pass the system trouble-free. Thanks to a stepless adjustment system, the operator adapts the gap and pressure steplessly to current yields.



Force-fit connections

The conditioning rollers are driven by gearboxes. The box that drives the bottom roller is integrated in the gearbox that powers the cutterbar.

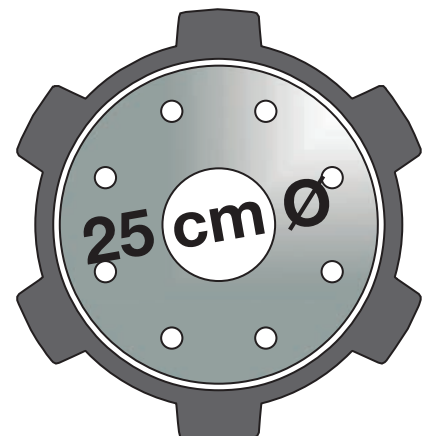
Full-width application

The full-width polyurethane rollers ensure a uniform conditioning effect across the entire work width and the polyurethane coating ensures maximum longevity. The interlocking surfaces of the rollers give intensive but gentle conditioning whilst avoiding losses.



25 cm diameter

The large-diameter CR conditioner rotors deliver a smooth and consistent flow of crop and have a low power input.





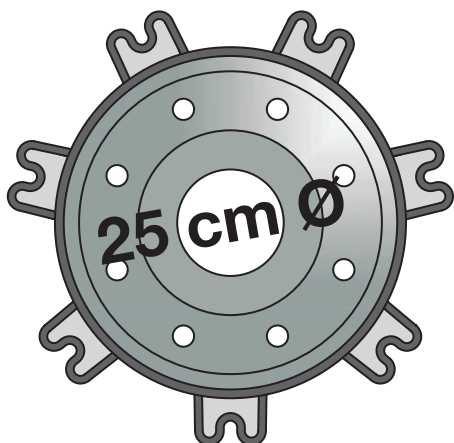
Two drives for double power

The top roll of the M-Rolls is driven by a separate gearbox on the right end of the cutterbar which synchronizes the speed of the top and bottom rolls, bracing you for wet and heavy crops.



Perfect treatment from profiled M-Rolls

The counter-rotating M-Rolls mesh to crush the material and yet leave a sufficiently wide gap for the material to pass through. The result is a uniform conditioning quality for uniform wilting and no fragmentation – the perfect system for lucerne, for example.



NEW





EasyCut F 320 CV and F 320 CR

- Work width: 3.16 m
- PUSH-type or PULL-type cutterbar
- Choose between aggressive steel tines or chevron-profiled rollers for intensive treatment

The front mowers F 320 CV with tine conditioner and F 320 CR with roller conditioner are specialists that warrant high-quality forage. Featuring either a large 64 cm diameter tined rotor or two 25 cm conditioning rollers, these mowers are the pros that deliver high-quality forage and best conditioning even in high-yielding crops.



Pushed or pulled

With no A-frame required, there is plenty of space around the headstock. The pushed design makes for a very compact machine, reduces weight and is gentler on the turf. The transverse pivoting action is provided by the tractor's link arms. The pulled version has the suspension springs integrated in the machine's suspension system. The tension of the two springs is controlled from one single crank.



Better road safety

A CCTV camera system is an option for all models that are coupled without A-frame. The system is DLG certified and offers two views on the same screen for improved visibility in awkward situations. For example, narrow field gates are now easily managed without a helper. The package comprises two cameras, the display screen and the necessary wiring.



Large suspension travel

The pulled headstock design allows the machine to break back and up through a larger angle, hence making it more suitable for operation in rolling land.



Plenty of ground clearance

The pulled headstock has a hydraulic cylinder that raises the mower extra high, providing plenty of ground clearance in any type of terrain. This means there is plenty of clearance for butterfly combinations to handle high-volume swaths on the headland.



Narrow in transport

Each end of the guard can be folded back to bring transport width down to 3 m. This can also be done hydraulically from the tractor as an option.



EasyCut F 360 CV and F 360 CR

- 3.60 m work width, 3.45 m transport width
- Choose between aggressive steel tines or chevron-profiled rollers for intensive treatment
- Pushed or pulled design

The KRONE EasyCut F 360 CV and CR front mowers can have a pushed or pulled cutterbar. Working at a width of 3.60 m, the machine suits wide tractors with oversize tyres. More generous overlaps within the combination result in clean cuts on slopes and in curves and make for larger work widths in general.



Spring suspension

Adjustable springs optimize the ground pressure and make for perfect cuts. The suspension springs are integrated in the linkage, a design that eliminates the need for attaching and removing them when attaching/removing the machine.

Trailed models

The KRONE EasyCut F 360 CV and CR front mowers can have a pull-type suspension. This allows the mower to break back and up for added protection from foreign objects.



Large suspension travel

The pull-type configuration gives the machine more than 30 cm transverse travel for cleanest cuts also in undulating fields.



Plenty of ground clearance

The pushed model has an integral hydraulic ram that provides plenty of ground clearance when the machine is being lifted out on the headland or when working in rough terrain. You can increase the lift by raising the tractor's link arms to master even the most difficult situations.





Pushed

The floating EasyCut F 360 CV and F 360 CR in pulled configuration are compact and slim machines that provide excellent visibility. These machines impress by a low dead weight and cleanest cuts.


Floating

Adjustable springs optimize the ground pressure and allow the machine to float. A telescoping top link is available to deliver perfect cuts in undulating terrain.

Strong

Powerful tractors and massive equipment call for strong and sturdy coupling hardware. This heavy-duty three-point headstock withstands high machine weights and strains and offers fast and easy attachment/removal.









EasyCut F 400 CV Fold

- The first foldable cutterbar on the market
- 4.04 m working width and yet less than 3 m transport width
- Maximum overlap and high efficiency
- Hydraulic suspension is as a standard feature
- Hydraulic slewing gearbox
- Intensive conditioning from aggressive steel tines

This first foldable cutterbar on the market is awarded the DLG Silver Medal at Agritechnica 2019. The KRONE development translates into maximum efficiency, maximum overlaps and maximum road safety. From a fingertip control, the operator activates a hydraulic slewing gearbox that folds the ends of the cutterbar without affecting disc operation.

New headstock and a taut curtain

Coupling directly to the lower links of the tractor, the new KRONE headstock does without an A-frame. The hydraulic suspension is integrated in the lifting mechanism so that only one single-acting and one double-acting spool are required. The end guards and the foldable swathing drums are sequence controlled from the convenience of the cab.





The benefits

Driven by the pto shaft and a gearbox, the conditioner benefits from a frictional connection and maximum efficiency. Changing the speed from 600rpm to 900rpm is easy and takes no tool. The new gearbox has a very flat design so more space is left to accommodate the patented folding mechanism.



Road safety

To prepare the machine for road travel, the two swathing drums on either side swing behind the tractor wheels. This does not cut the driveline and the discs remain in cutting position. The slewing gearbox which provides the connection is powered and secured hydraulically – all done automatically from the cab. The design translates into a less than 3 m transport width.



EasyCut F 400 CV Fold

- Delivers an enormous 4.04 m working width and folds to a less than 3 m transport width
- More than 1 m vertical travel ensures best contouring and generous lift-outs on headlands, especially when the cut material is formed into a swath
- Hydraulic end curtains are a standard feature for maximum operator comfort
- Conditioner with CV steel tines for intensive conditioning
- Infinitely variable conditioning intensity for uniform wilts

Take advantage of our Fold cutterbar model and enjoy a new level of efficiency and overlap. Especially when combined with EasyCut Butterfly mowers, this innovative cutterbar helps maximize your work rates at stripe-free cuts.



Maximum operator comfort

The EasyCut F 400 CV Fold has hydraulic end guards as standard so operators can fold them up/down from the seat. Folding the guards or the cutterbars into position requires only one double acting spool.



Stepless conditioner control

The conditioner speed is set either by refitting a pin or steplessly by operating a crank. This adjusts the baffle plate depending on crop requirements.



For large masses of material

Even high yielding forage crops such as green rye pass through the machine in a smooth flow – thanks to the massive conditioner and swath plates that present the material in a narrow swath between the front tyres of the tractor.



Maximum overlap

The EasyCut F 400 CV Fold comes into its own when combined with the KRONE Butterfly mowers, producing stripe-free cuts in challenging or sloping fields.



Best adaptation to the ground

The hydraulic mower suspension and the new headstock provide more than 1 m up/down travel and perfect contouring.



Adjustable swath width

The standard swathing plates swath the material to any width and infinitely variably. The plates are stored on the machine when not needed.



KRONE Fresh Mass Express

Dairy farmers are looking into the potential of fresh grass for increasing milk yields from the basic ration. In view of rising silage storage costs, hay milk production programmes and further aspects fresh mass is being viewed from a different angle today. This new approach is supported by KRONE who offers the ideal machines that help you cut and feed highly valuable fodder every day. Combining the EasyCut F 400 CV Fold mower with the MX 330 GD forage wagon makes a powerful punch.



MX 330 GD with discharge belt

The cross belt discharges the feed on to small and large any feed passages in no time. Mounted cleverly at the tailgate, the discharge belt enables owners to use the MX for feeding fresh grass directly to the cows.



EasyCut F 400 CV Fold

The combination goes into narrow buildings and feed passages thanks to the patented slewing gearbox which allows the wide mower to be folded into a narrow unit.





Protecting wildlife


in the breeding and nesting season



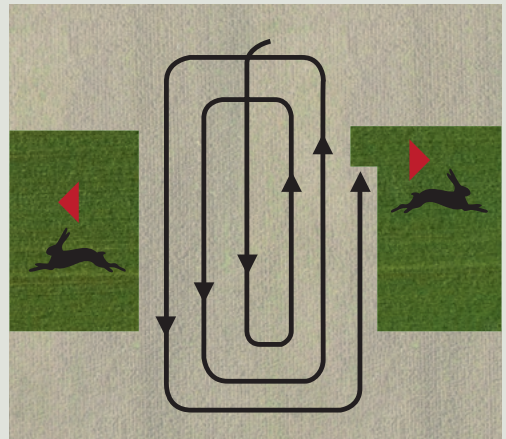
There are many different approaches to protect local wildlife and reap a high-quality forage feed. The Hubertus audible alarm device is certainly a good initial step in scaring off animals but it can never replace the communication between farmers, contractors and hunters, because visual inspections of the fields are indispensable. Applying the proper mowing strategy is also of key importance.

Join in and let's take preventive measures!

My 'First Cut' check list

- Hunters informed on the cutting date ✓
- Field inspected for fawns and nests ✓
- Hubertus Wildlife warning system used ✓ 
- Proper mowing strategy in place ✓ (inside out)

Mowing strategy





Technical data

Front mowers

		EasyCut F 280 M	EasyCut F 320 M			EasyCut F 360 M		EasyCut F 280	EasyCut F 320	
Work width	approx. m	2.73 (8'12")	3.16 (10'4")	3.16 (10'4")	3.60 (11'10")	3.60 (11'10")	2.71 (8'11")	3.14 (10'4")	3.14 (10'4")	
Transport width	approx. m	2.56 (8'5")	3.00 (9'10")	3.00 (9'10")	3.45 (11'4")	3.45 (11'4")	2.56 (8'5")	3.00 (9'10")	3.00 (9'10")	
PUSH design		Standard	Standard	Standard*	Standard	Standard*	Standard	Standard	Standard*	
PULL design		–	–	Option**	–	Option**	–	–	Option**	
Optional discs	Number	4 / 2 opt.	5 / 2 opt.	5	6 / 4 opt.	6	4	5	5	
Swathing drums	Number	2 / 4 opt.	2 / 4 opt.	2	2 / 4 opt.	2	2	2	2	
Top hats	Number	–	–	–	–	–	2	2 / 4 opt.	2	
SafeCut		Standard	Standard	Standard	Standard	Standard	Standard	Standard	Standard	
Swath width from 2 top hats	approx. m	–	–	–	–	–	1.10 (3'7")	1.40 (4'7")	1.40 (4'7")	
Swath width from 4 top hats	approx. m	–	–	–	–	–	–	1.10 (3'7")	–	
PTO speed	rpm	1,000	1,000	1,000	1,000	1,000	1,000	1,000	1,000	
Dead weight (PUSH)	approx. kg (lbs)	630 (1,389)	680 (1,499)	680 (1,499)	680 (1,499)	760 (1,676)	740 (1,631)	860 (1,896)	800 (1,764)	
Dead weight (PULL)	approx. kg (lbs)	–	–	840 (1,852)	–	920 (2,028)	–	–	960 (2,116)	
Tractor power	kW / hp	40/55	48/65	48/65	54/75	51/70	44/60	51/70	51/70	
Area output	approx. ha/h	3.0-3.5 (7.4-8.6)	3.5-4.0 (8.6-9.9)	3.5-4.0 (8.6-9.9)	4.0-4.5 (9.9-11.1)	4.0-4.5 (9.9-11.1)	3.0-3.5 (7.4-8.6)	3.5-4.0 (8.6-9.9)	3.5-4.0 (8.6-9.9)	
Side guards			Optional	Optional	Optional	Optional	Optional	Optional	Optional	
1 extra da spool required		–								

*PUSH version **PULL version

Front mowers with conditioner


		EasyCut F 320 CV	EasyCut F 320 CR	EasyCut F 360 CV	EasyCut F 360 CR	EasyCut F 400 CV Fold
Work width	approx. m	3.16 (10'4")	3.16 (10'4")	3.60 (11'10")	3.60 (11'10")	4.04 (13'3")
Transport width	approx. m	3.00 (9'10")	3.00 (9'10")	3.45 (11'4")	3.45 (11'4")	3.00 (9'10")
PUSH design		Standard	Standard	Standard	Standard	Standard
PULL design		Optional	Optional	Optional	Optional	–
No. of discs		5	5	6	6	5
No. of swathing drums		2	2	2	2	4
SafeCut		Standard	Standard	Standard	Standard	Standard
Swath width	approx. m	1.30-2.70 (4'3" - 8'10")	1.30-2.70 (4'3" - 8'10")	1.60-3.00 (5'3" - 9'10")	1.60-3.00 (5'3" - 9'10")	1.30 - 2.70 (4'3" - 8'10")
CV tine conditioner		Standard	–	Standard	–	Standard
Mechanical gearbox for CV conditioner	600 or 900rpm	Standard	–	Standard	–	Standard
Roller conditioner		–	Standard	–	Standard	–
Top roller drive		–	Optional	–	Optional	–
Wide spreading deflector boards		Optional	Optional	Optional	–	–
PTO speed	rpm	1,000	1,000	1,000	1,000	1,000
Dead weight (PUSH)	approx. kg (lbs)	1,280 (2,822)	1,300 (2,866)	1,380 (3,042)	1,400 (3,086)	1,750 (3,858)
Dead weight (PULL)	approx. kg (lbs)	1,460 (3,219)	1,480 (3,263)	1,560 (3,439)	1,560 (3,439)	–
Tractor power	kW / hp	59/80	59/80	66/90	66/90	74/100
Hydraulic ground pressure control		Option (1 x sa)	–	–	–	Standard (1 x sa)
Hydraulic side guard folding		Option (1 x da)	Option (1 x da)	Option (1 x da)	Option (1 x da)	Standard (1 x da)
Area output	approx. ha/h	3.5-4.0 (8.6-9.9)	3.5-4.0 (8.6-9.9)	4.0-4.5 (9.9-11.1)	4.0-4.5 (9.9-11.1)	4.0 - 5.0 (9.9-12.4)

All specifications, weights and dimensions do not necessarily comply with standard specifications and are therefore not binding. All product specifications are subject to change.



Maschinenfabrik Bernard KRONE

Perfect in every detail



Innovative, proficient and close to our customers – these are the keywords that mark the philosophy of our family-owned company. As a forage specialist, KRONE manufactures disc mowers, tedders, rakes, forage wagons and silage trailers, round and square balers as well as the high-capacity and self-propelled BiG M mower conditioners and our BiG X forage harvesters. Quality made in Spelle – since 1906.

Your KRONE dealer



Maschinenfabrik Bernard KRONE GmbH & Co. KG

Heinrich-Krone-Straße 10
D-48480 Spelle

Phone: +49 (0) 5977 935-0
Fax: +49 (0) 5977 935-339

info.ldm@krone.de | www.krone.de